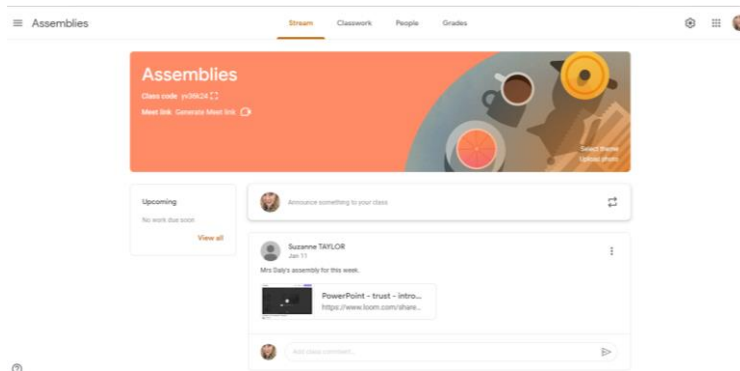
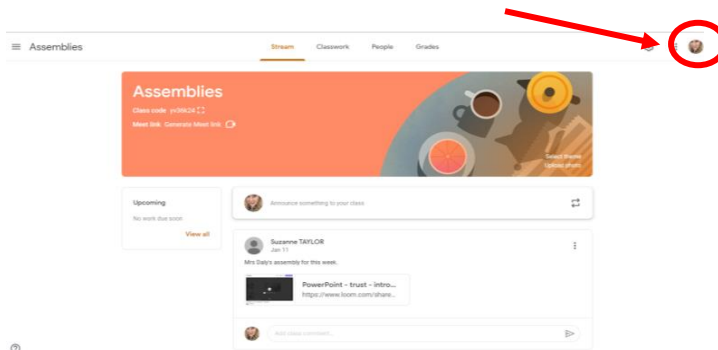


## How to check you are on your child's account on Google Classroom

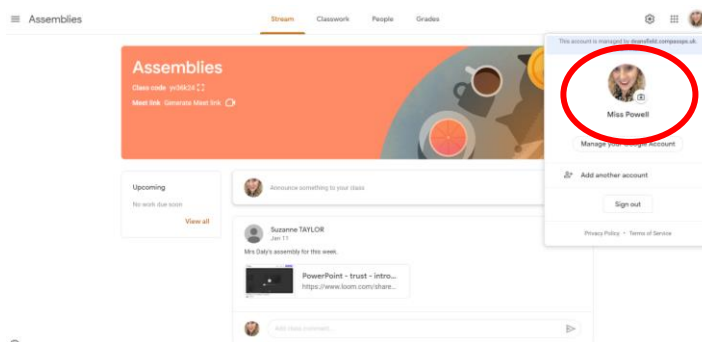
1. Go onto Google Classroom



2. Check top right hand corner for your picture or your initials



3. Click on this picture/ initials/ icon and check the account name (Miss Powell in my picture) and the email address that comes up (this will be below where the name appears). The children's account will end in .compasps.uk



4. If you notice that you are on your own account and **are not logged in as your child's school account** then either click 'add another account' or sign out of your one. This way they can log in and access their Google Meet sessions under their own Google account. We will not be able to admit any external google accounts to our Google Meet sessions.